

Advanced Audio Coding Encoder Library

MPEG-2 and MPEG-4 AAC Low-Complexity,

MPEG-4 High-Efficiency AAC v2

MPEG-4 Enhanced Low Delay AAC

encoder

Fraunhofer Institut fuer Integrierte Schaltungen IIS,
Fraunhofer Institute for Integrated Circuits IIS
<http://www.iis.fraunhofer.de/amm>

Disclaimer

Information in this document is subject to change without notice. Companies, names, and data used in examples herein are fictitious unless otherwise noted. Product and corporate names may be trademarks or registered trademarks of other companies. They are used for explanation only, with no intent to infringe. All rights reserved. No part of this publication may be reproduced or utilized in any form or by any means, electronic or mechanical, including photocopying and microfilm, without permission in writing from the publisher.

Contents

1	Introduction	1
1.1	Scope	1
1.2	Encoder Basics	1
2	Library Usage	3
2.1	API Files	3
2.2	Calling Sequence	3
2.3	Encoder Instance Allocation	4
2.4	Input/Output Arguments	5
2.4.1	Provide Buffer Descriptors	5
2.4.2	Provide Input/Output Argument Lists	6
2.5	Feed Input Buffer	6
2.6	Output Bitstream Data	6
2.7	Meta Data Configuration	7
2.8	Encoder Reconfiguration	7
2.9	Encoder Parametrization	7
2.9.1	Mandatory Encoder Parameters	8
2.9.2	Channel Mode Configuration	8
2.9.3	Audio Quality Considerations	8
2.10	Audio Channel Configuration	8
2.11	Supported Bitrates	10
2.12	Recommended Sampling Rate and Bitrate Combinations	11
2.12.1	AAC-LC, HE-AAC, HE-AACv2.	11
2.12.2	AAC-LD, AAC-ELD, AAC-ELD with SBR.	12
3	Encoder Behaviour	15
3.1	Bandwidth	15
3.2	Frame Sizes & Bit Reservoir	15
3.2.1	Estimating Average Frame Sizes	16

3.3	Encoder Tools	16
4	Command-line Usage	17
4.1	Arguments	17
4.1.1	Mandatory Arguments	17
4.1.2	Optional Arguments	17
5	Class Index	21
5.1	Class List	21
6	File Index	23
6.1	File List	23
7	Class Documentation	25
7.1	AACENC_BufDesc Struct Reference	25
7.1.1	Detailed Description	25
7.1.2	Member Data Documentation	25
7.1.2.1	bufElSizes	25
7.1.2.2	bufferIdentifiers	25
7.1.2.3	bufs	25
7.1.2.4	bufSizes	26
7.1.2.5	numBufs	26
7.2	AACENC_InArgs Struct Reference	26
7.2.1	Detailed Description	26
7.2.2	Member Data Documentation	26
7.2.2.1	numAncBytes	26
7.2.2.2	numInSamples	26
7.3	AACENC_InfoStruct Struct Reference	27
7.3.1	Detailed Description	27
7.3.2	Member Data Documentation	27
7.3.2.1	confBuf	27
7.3.2.2	confSize	27
7.3.2.3	encoderDelay	27
7.3.2.4	frameLength	27
7.3.2.5	inBufFillLevel	27
7.3.2.6	inputChannels	28
7.3.2.7	maxAncBytes	28
7.3.2.8	maxOutBufBytes	28

7.4	AACENC_MetaData Struct Reference	28
7.4.1	Detailed Description	28
7.4.2	Member Data Documentation	28
7.4.2.1	centerMixLevel	28
7.4.2.2	comp_profile	29
7.4.2.3	comp_TargetRefLevel	29
7.4.2.4	dolbySurroundMode	29
7.4.2.5	drc_profile	29
7.4.2.6	drc_TargetRefLevel	29
7.4.2.7	ETSI_DmxLvl_present	29
7.4.2.8	PCE_mixdown_idx_present	29
7.4.2.9	prog_ref_level	29
7.4.2.10	prog_ref_level_present	29
7.4.2.11	surroundMixLevel	30
7.5	AACENC_OutArgs Struct Reference	30
7.5.1	Detailed Description	30
7.5.2	Member Data Documentation	30
7.5.2.1	numAncBytes	30
7.5.2.2	numInSamples	30
7.5.2.3	numOutBytes	30
8	File Documentation	31
8.1	aacenc_lib.h File Reference	31
8.1.1	Detailed Description	34
8.1.2	Typedef Documentation	34
8.1.2.1	HANDLE_AACENCODER	34
8.1.3	Enumeration Type Documentation	34
8.1.3.1	AACENC_BufferIdentifier	34
8.1.3.2	AACENC_CTRLFLAGS	35
8.1.3.3	AACENC_ERROR	35
8.1.3.4	AACENC_METADATA_DRC_PROFILE	36
8.1.3.5	AACENC_PARAM	36
8.1.4	Function Documentation	38
8.1.4.1	aacEncClose	38
8.1.4.2	aacEncEncode	38
8.1.4.3	aacEncGetLibInfo	39
8.1.4.4	aacEncInfo	40

8.1.4.5	aacEncoder_GetParam	40
8.1.4.6	aacEncoder_SetParam	40
8.1.4.7	aacEncOpen	41
8.2	main.cpp File Reference	42
8.2.1	Detailed Description	42
8.2.2	Function Documentation	42
8.2.2.1	main	42

Chapter 1

Introduction

1.1 Scope

This document describes the high-level interface and usage of the ISO/MPEG-2/4 AAC Encoder library developed by the Fraunhofer Institute for Integrated Circuits (IIS).

The library implements encoding on the basis of the MPEG-2 and MPEG-4 AAC Low-Complexity standard, and depending on the library's configuration, MPEG-4 High-Efficiency AAC v2 and/or AAC-ELD standard.

All references to SBR (Spectral Band Replication) are only applicable to HE-AAC or AAC-ELD versions of the library. All references to PS (Parametric Stereo) are only applicable to HE-AAC v2 versions of the library.

1.2 Encoder Basics

This document can only give a rough overview about the ISO/MPEG-2 and ISO/MPEG-4 AAC audio coding standard. To understand all the terms in this document, you are encouraged to read the following documents.

- ISO/IEC 13818-7 (MPEG-2 AAC), which defines the syntax of MPEG-2 AAC audio bitstreams.
- ISO/IEC 14496-3 (MPEG-4 AAC, subparts 1 and 4), which defines the syntax of MPEG-4 AAC audio bitstreams.
- Lutzky, Schuller, Gayer, Krämer, Wabnik, "A guideline to audio codec delay", 116th AES Convention, May 8, 2004

MPEG Advanced Audio Coding is based on a time-to-frequency mapping of the signal. The signal is partitioned into overlapping portions and transformed into frequency domain. The spectral components are then quantized and coded.

An MPEG-2 or MPEG-4 AAC audio bitstream is composed of frames. Contrary to MPEG-1/2 Layer-3 (mp3), the length of individual frames is not restricted to a fixed number of bytes, but can take on any length between 1 and 768 bytes.

Chapter 2

Library Usage

2.1 API Files

All API header files are located in the folder /include of the release package. All header files are provided for usage in C/C++ programs. The AAC encoder library API functions are located at [aacenc_lib.h](#).

In binary releases the encoder core resides in statically linkable libraries called for example libAACenc.a/libFDK.a (LINUX) or FDK_fastaac.lib (MS Visual C++) for the plain AAC-LC core encoder and libSBRenc.a (LINUX) or FDK_sbrEncLib.lib (MS Visual C++) for the SBR (Spectral Band Replication) and PS (Parametric Stereo) modules.

2.2 Calling Sequence

For encoding of ISO/MPEG-2/4 AAC bitstreams the following sequence is mandatory. Input read and output write functions as well as the corresponding open and close functions are left out, since they may be implemented differently according to the user's specific requirements. The example implementation in [main.cpp](#) uses file-based input/output.

1. Call [aacEncOpen\(\)](#) to allocate encoder instance with required [configuration](#).

```
HANDLE_AACENCODER hAacEncoder = NULL; /* encoder handle */
if ( (ErrorStatus = aacEncOpen(&hAacEncoder,0,0)) != AACENC_OK ) {
```

2. Call [aacEncoder_SetParam\(\)](#) for each parameter to be set. AOT, samplingrate, channelMode, bitrate and transport type are [mandatory](#).

```
ErrorStatus = aacEncoder_SetParam(hAacEncoder, parameter, value);
```

3. Call [aacEncEncode\(\)](#) with NULL parameters to [initialize](#) encoder instance with present parameter set.

```
ErrorStatus = aacEncEncode(hAacEncoder, NULL, NULL, NULL, NULL);
```

4. Call [aacEncInfo\(\)](#) to retrieve a configuration data block to be transmitted out of band. This is required when using RFC3640 or RFC3016 like transport.

```
AACENC_InfoStruct encInfo;
ErrorStatus = aacEncInfo(hAacEncoder, &encInfo);
```

5. Encode input audio data in loop.

```
do
{
```

Feed [input buffer](#) with new audio data and provide input/output [arguments](#) to `aacEncEncode()`.

```
    ErrorStatus = aacEncEncode(hAacEncoder,
                              &inBufDesc,
                              &outBufDesc,
                              &inargs,
                              &outargs);
```

Write [output data](#) to file or audio device.

```
    } while (ErrorStatus==AACENC_OK);
```

6. Call `aacEncClose()` and destroy encoder instance.

```
    aacEncClose(&hAacEncoder);
```

2.3 Encoder Instance Allocation

The assignment of the `aacEncOpen()` function is very flexible and can be used in the following way.

- If the amount of memory consumption is not an issue, the encoder instance can be allocated for the maximum number of possible audio channels (for example 6 or 8) with the full functional range supported by the library. This is the default open procedure for the AAC encoder if memory consumption does not need to be minimized.

```
    aacEncOpen(&hAacEncoder, 0, 0)
```

- If the required MPEG-4 AOTs do not call for the full functional range of the library, encoder modules can be allocated selectively.

AAC	SBR	PS	MD	FLAGS	value
X	-	-	-	(0x01)	0x01
X	X	-	-	(0x01 0x02)	0x03
X	X	X	-	(0x01 0x02 0x04)	0x07
X	-	-	X	(0x01 0x10)	0x11
X	X	-	X	(0x01 0x02 0x10)	0x13
X	X	X	X	(0x01 0x02 0x04 0x10)	0x17

- AAC: Allocate AAC Core Encoder module.
- SBR: Allocate Spectral Band Replication module.
- PS: Allocate Parametric Stereo module.
- MD: Allocate Meta Data module within AAC encoder.

```
    aacEncOpen(&hAacEncoder, value, 0)
```

- Specifying the maximum number of channels to be supported in the encoder instance can be done as follows.
 - For example allocate an encoder instance which supports 2 channels for all supported AOTs. The library itself may be capable of encoding up to 6 or 8 channels but in this example only 2 channel encoding is required and thus only buffers for 2 channels are allocated to save data memory.

```
aacEncOpen (&hAacEncoder, 0, 2)
```

- Additionally the maximum number of supported channels in the SBR module can be denoted separately.

In this example the encoder instance provides a maximum of 6 channels out of which up to 2 channels support SBR. This encoder instance can produce for example 5.1 channel AAC-LC streams or stereo HE-AAC (v2) streams. HE-AAC 5.1 multi channel is not possible since only 2 out of 6 channels support SBR, which saves data memory.

```
aacEncOpen (&hAacEncoder, 0, 6 | (2<<8))
```

2.4 Input/Output Arguments

2.4.1 Provide Buffer Descriptors

In the present encoder API, the input and output buffers are described with [buffer descriptors](#). This mechanism allows a flexible handling of input and output buffers without impact to the actual encoding call. Optional buffers are necessary e.g. for ancillary data, meta data input or additional output buffers describing superframing data in DAB+ or DRM+.

At least one input buffer for audio input data and one output buffer for bitstream data must be allocated. The input buffer size can be a user defined multiple of the number of input channels. PCM input data will be copied from the user defined PCM buffer to an internal input buffer and so input data can be less than one AAC audio frame. The output buffer size should be 6144 bits per channel excluding the LFE channel. If the output data does not fit into the provided buffer, an AACENC_ERROR will be returned by [aacEncEncode\(\)](#).

```
static INT_PCM      inputBuffer[8*2048];
static UCHAR       ancillaryBuffer[50];
static AACENC_MetaData metaDataSetup;
static UCHAR       outputBuffer[8192];
```

All input and output buffer must be clustered in input and output buffer arrays.

```
static void* inBuffer[]      = { inputBuffer, ancillaryBuffer, &metaDataSetup }
;
static INT   inBufferIds[]   = { IN_AUDIO_DATA, IN AncillaryData,
    IN_METADATA_SETUP };
static INT   inBufferSize[]  = { sizeof(inputBuffer), sizeof(ancillaryBuffer),
    sizeof(metaDataSetup) };
static INT   inBufferElSize[] = { sizeof(INT_PCM), sizeof(UCHAR),
    sizeof(AACENC_MetaData) };

static void* outBuffer[]     = { outputBuffer };
static INT   outBufferIds[]  = { OUT_BITSTREAM_DATA };
static INT   outBufferSize[] = { sizeof(outputBuffer) };
static INT   outBufferElSize[] = { sizeof(UCHAR) };
```

Allocate buffer descriptors

```
AACENC_BufDesc inBufDesc;
AACENC_BufDesc outBufDesc;
```

Initialize input buffer descriptor

```
inBufDesc.numBufs      = sizeof(inBuffer)/sizeof(void*);
inBufDesc.buFs        = (void*)&inBuffer;
inBufDesc.bufferIdentifiers = inBufferIds;
```

```

inBufDesc.bufSizes      = inBufferSize;
inBufDesc.bufElSizes    = inBufferElSize;

```

Initialize output buffer descriptor

```

outBufDesc.numBufs      = sizeof(outBuffer)/sizeof(void*);
outBufDesc.bufs         = (void*)&outBuffer;
outBufDesc.bufferIdentifiers = outBufferIds;
outBufDesc.bufSizes     = outBufferSize;
outBufDesc.bufElSizes   = outBufferElSize;

```

2.4.2 Provide Input/Output Argument Lists

The input and output arguments of an [aacEncEncode\(\)](#) call are described in argument structures.

```

AACENC_InArgs    inargs;
AACENC_OutArgs   outargs;

```

2.5 Feed Input Buffer

The input buffer should be handled as a modulo buffer. New audio data in the form of pulse-code-modulated samples (PCM) must be read from external and be fed to the input buffer depending on its fill level. The required sample bitrate (represented by the data type INT_PCM which is 16, 24 or 32 bits wide) is fixed and depends on library configuration (usually 16 bit).

```

    inargs.numInSamples += WAV_InputRead ( wavIn,
                                           &inputBuffer[inargs.numInSamples],
                                           FDKmin(encInfo.inputChannels*encIn
                                           sizeof(inputBuffer) /
                                           sizeof(INT_PCM)-inargs.
numInSamples),
                                           SAMPLE_BITS
                                           );

```

After the encoder's internal buffer is fed with incoming audio samples, and [aacEncEncode\(\)](#) processed the new input data, update/move remaining samples in input buffer, simulating a modulo buffer:

```

    if (outargs.numInSamples>0) {
        FDKmemmove( inputBuffer,
                    &inputBuffer[outargs.numInSamples],
                    sizeof(INT_PCM)*(inargs.numInSamples-outargs.
numInSamples) );
        inargs.numInSamples -= outargs.numInSamples;
    }

```

2.6 Output Bitstream Data

If any AAC bitstream data is available, write it to output file or device. This can be done once the following condition is true:

```
if (outargs.numOutBytes>0) {  
  
} /* (outBytes>0) */
```

If you use file I/O then for example call `mpegFileWrite_Write()` from the library `libMpegFileWrite`

```
mpegFileWrite_Write(hMpegFile, outputBuffer, outargs.numOutBytes)  
;
```

2.7 Meta Data Configuration

If the present library is configured with Metadata support, it is possible to insert meta data side info into the generated audio bitstream while encoding.

To work with meta data the encoder instance has to be [allocated](#) with meta data support. The meta data mode must be configured with the [AACENC_METADATA_MODE](#) parameter and [aacEncoder_SetParam\(\)](#) function.

```
aacEncoder_SetParam(hAacEncoder, AACENC_METADATA_MODE, 0-2);
```

This configuration indicates how to embed meta data into bitstream. Either no insertion, MPEG or ETSI style. The meta data itself must be specified within the meta data setup structure [AACENC_MetaData](#).

Changing one of the [AACENC_MetaData](#) setup parameters can be achieved from outside the library within [IN_METADATA_SETUP](#) input buffer. There is no need to supply meta data setup structure every frame. If there is no new meta setup data available, the encoder uses the previous setup or the default configuration in initial state.

In general the audio compressor and limiter within the encoder library can be configured with the [AACENC_METADATA_DRC_PROFILE](#) parameter [AACENC_MetaData::drc_profile](#) and [AACENC_MetaData::comp_profile](#).

2.8 Encoder Reconfiguration

The encoder library allows reconfiguration of the encoder instance with new settings continuously between encoding frames. Each parameter to be changed must be set with a single [aacEncoder_SetParam\(\)](#) call. The internal status of each parameter can be retrieved with an [aacEncoder_GetParam\(\)](#) call.

There is no stand-alone reconfiguration function available. When parameters were modified from outside the library, an internal control mechanism triggers the necessary reconfiguration process which will be applied at the beginning of the following [aacEncEncode\(\)](#) call. This state can be observed from external via the [AACENC_INIT_STATUS](#) and [aacEncoder_GetParam\(\)](#) function. The reconfiguration process can also be applied immediately when all parameters of an [aacEncEncode\(\)](#) call are NULL with a valid encoder handle.

The internal reconfiguration process can be controlled from extern with the following access.

```
aacEncoder_SetParam(hAacEncoder, AACENC_CONTROL_STATE, AACENC_CTRLFLAGS);
```

2.9 Encoder Parametrization

All parameters listed in [AACENC_PARAM](#) can be modified within an encoder instance.

2.9.1 Mandatory Encoder Parameters

The following parameters must be specified when the encoder instance is initialized.

```
aacEncoder_SetParam(hAacEncoder, AACENC_AOT, value);
aacEncoder_SetParam(hAacEncoder, AACENC_BITRATE, value);
aacEncoder_SetParam(hAacEncoder, AACENC_SAMPLERATE, value);
aacEncoder_SetParam(hAacEncoder, AACENC_CHANNELMODE, value);
```

Beyond that is an internal auto mode which preinitializes the [AACENC_BITRATE](#) parameter if the parameter was not set from extern. The bitrate depends on the number of effective channels and sampling rate and is determined as follows.

```
AAC-LC (AOT_AAC_LC): 1.5 bits per sample
HE-AAC (AOT_SBR): 0.625 bits per sample
HE-AAC v2 (AOT_PS): 0.5 bits per sample
```

2.9.2 Channel Mode Configuration

The input audio data is described with the [AACENC_CHANNELMODE](#) parameter in the [aacEncoder_SetParam\(\)](#) call. It is not possible to use the encoder instance with a 'number of input channels' argument. Instead, the channelMode must be set as follows.

```
aacEncoder_SetParam(hAacEncoder, AACENC_CHANNELMODE, value);
```

The parameter is specified in CHANNEL_MODE and can be mapped from the number of input channels in the following way.

```
CHANNEL_MODE chMode = MODE_INVALID;

switch (nChannels) {
    case 1: chMode = MODE_1;           break;
    case 2: chMode = MODE_2;           break;
    case 3: chMode = MODE_1_2;         break;
    case 4: chMode = MODE_1_2_1;       break;
    case 5: chMode = MODE_1_2_2;       break;
    case 6: chMode = MODE_1_2_2_1;     break;
    default:
        chMode = MODE_INVALID;
}
return chMode;
```

2.9.3 Audio Quality Considerations

The default encoder configuration is suggested to be used. Encoder tools such as TNS and PNS are activated by default and are internally controlled (see [Encoder Tools](#)).

There is an additional quality parameter called [AACENC_AFTERTURNER](#). In the default configuration this quality switch is deactivated because it would cause a workload increase which might be significant. If workload is not an issue in the application we recommended to activate this feature.

```
aacEncoder_SetParam(hAacEncoder, AACENC_AFTERTURNER, 1);
```

2.10 Audio Channel Configuration

The MPEG standard refers often to the so-called Channel Configuration. This Channel Configuration is used for a fixed Channel Mapping. The configurations 1-7 are predefined in MPEG standard and used

for implicit signalling within the encoded bitstream. For user defined Configurations the Channel Configuration is set to 0 and the Channel Mapping must be explicitly described with an appropriate Program Config Element. The present Encoder implementation does not allow the user to configure this Channel Configuration from extern. The Encoder implementation supports fixed Channel Modes which are mapped to Channel Configuration as follow.

ChannelMode	ChCfg	front_El	side_El	back_El	lfe_El
MODE_1	1	SCE			
MODE_2	2	CPE			
MODE_1_2	3	SCE, CPE			
MODE_1_2_1	4	SCE, CPE		SCE	
MODE_1_2_2	5	SCE, CPE		CPE	
MODE_1_2_2_1	6	SCE, CPE		CPE	LFE

- SCE: Single Channel Element.
- CPE: Channel Pair.
- SCE: Low Frequency Element.

Moreover, the Table describes all fixed Channel Elements for each Channel Mode which are assigned to a speaker arrangement. The arrangement includes front, side, back and lfe Audio Channel Elements.

This mapping of Audio Channel Elements is defined in MPEG standard for Channel Config 1-7. The Channel assignment for MODE_1_1, MODE_2_2 and MODE_2_1 is used from the ARIB standard. All other configurations are defined as suggested in MPEG.

In case of Channel Config 0 or writing matrix mixdown coefficients, the encoder enables the writing of Program Config Element itself as described in encPCE. The configuration used in Program Config Element refers to the denoted Table.

Beside the Channel Element assignment the Channel Modes are responsible for audio input data channel mapping. The Channel Mapping of the audio data depends on the selected [AACENC_CHANNELORDER](#) which can be MPEG or WAV like order.

Following Table describes the complete channel mapping for both Channel Order configurations.

ChannelMode	MPEG-Channelorder							WAV-Channelorder						
MODE_1	0							0						
MODE_2	0	1						0	1					
MODE_1_2	0	1	2					2	0	1				
MODE_1_2_1	0	1	2	3				2	0	1	3			
MODE_1_2_2	0	1	2	3	4			2	0	1	3	4		
MODE_1_2_2_1	0	1	2	3	4	5		2	0	1	4	5	3	

The denoted mapping is important for correct audio channel assignment when using MPEG or WAV ordering. The incoming audio channels are distributed MPEG like starting at the front channels and ending at the back channels. The distribution is used as described in Table concerning Channel Config and fix channel elements. Please see the following example for clarification.

Example: MODE_1_2_2_1 - WAV-Channelorder 5.1

Input Channel	Coder Channel
2 (front center)	0 (SCE channel)
0 (left center)	1 (1st of 1st CPE)
1 (right center)	2 (2nd of 1st CPE)
4 (left surround)	3 (1st of 2nd CPE)
5 (right surround)	4 (2nd of 2nd CPE)
3 (LFE)	5 (LFE)

2.11 Supported Bitrates

The FDK AAC Encoder provides a wide range of supported bitrates. The minimum and maximum allowed bitrate depends on the Audio Object Type. For AAC-LC the minimum bitrate is the bitrate that is required to write the most basic and minimal valid bitstream. It consists of the bitstream format header information and other static/mandatory information within the AAC payload. The maximum AAC framesize allowed by the MPEG-4 standard determines the maximum allowed bitrate for AAC-LC. For HE-AAC and HE-AAC v2 a library internal look-up table is used.

A good working point in terms of audio quality, sampling rate and bitrate, is at 1 to 1.5 bits/audio sample for AAC-LC, 0.625 bits/audio sample for HE-AAC and 0.5 bits/audio sample for HE-AAC v2. For example for one channel with a sampling frequency of 48 kHz, the range from 48 kbit/s to 72 kbit/s achieves reasonable audio quality for AAC-LC.

For HE-AAC and HE-AAC v2 the lowest possible audio input sampling frequency is 16 kHz because then the AAC-LC core encoder operates in dual rate mode at its lowest possible sampling frequency, which is 8 kHz. HE-AAC v2 requires stereo input audio data.

The following table lists the supported bitrates for AAC-LC, HE-AAC and HE-AAC v2 encoding depending on input sampling frequency ("Hz") and number of input channels ("chan"). The minimum and maximum allowed bitrate ("BR Min", "BR Max") is given in bits per second. In case the desired combination of bitrate and sampling frequency is not available ("NA") for HE-AAC or HE-AAC v2 then the encoder will automatically switch to AAC-LC and give a command line warning. Please note that in HE-AAC or HE-AAC v2 mode the encoder supports much higher bitrates than are appropriate for HE-AAC or HE-AAC v2. For example, at a bitrate of more than 64 kbit/s for a stereo audio signal at 44.1 kHz it usually makes sense to use AAC-LC, which will produce better audio quality at that bitrate than HE-AAC or HE-AAC v2.

Config		AAC-LC		HE-AAC (SBR)		HE-AACv2 (SBR+PS)	
Hz	chan	BR Min	BR Max	BR Min	BR Max	BR Min	BR Max
8000	1	758	48000	NA	NA	NA	NA
11025	1	1045	66150	NA	NA	NA	NA
12000	1	1137	72000	NA	NA	NA	NA
16000	1	1516	96000	8000	48000	NA	NA
22050	1	2089	132300	8000	64000	NA	NA
24000	1	2274	144000	8000	64000	NA	NA
32000	1	3032	192000	8000	64000	NA	NA
44100	1	4178	264576	8000	64000	NA	NA
48000	1	4547	288000	12000	64000	NA	NA
64000	1	6063	384000	24000	160000	NA	NA
88200	1	8355	529200	24000	160000	NA	NA
96000	1	9094	576000	24000	160000	NA	NA

8000	2	1071	96000	NA	NA	NA	NA
11025	2	1476	132300	NA	NA	NA	NA
12000	2	1606	144000	NA	NA	NA	NA
16000	2	2141	192000	16000	96000	8000	48000
22050	2	2951	264600	16000	128000	8000	64000
24000	2	3211	288000	16000	128000	8000	64000
32000	2	4282	384000	16000	128000	8000	64000
44100	2	5900	529152	16000	128000	8000	64000
48000	2	6422	576000	16000	128000	12000	64000
64000	2	8563	768000	32000	256000	24000	160000
88200	2	11801	1058400	32000	256000	24000	160000
96000	2	12844	1152000	32000	256000	24000	160000

8000	3	1383	144000	NA	NA	NA	NA
11025	3	1906	198450	NA	NA	NA	NA
12000	3	2075	216000	NA	NA	NA	NA
16000	3	2766	288000	26667	120000	NA	NA

22050	3	3812	396900	26667	160000	NA	NA
24000	3	4149	432000	26667	160000	NA	NA
32000	3	5532	576000	26667	160000	NA	NA
44100	3	7623	793728	26667	160000	NA	NA
48000	3	8297	864000	29996	160000	NA	NA
64000	3	11063	1152000	59996	400000	NA	NA
88200	3	15246	1587600	59996	400000	NA	NA
96000	3	16594	1728000	59996	400000	NA	NA

8000	4	1696	192000	NA	NA	NA	NA
11025	4	2337	264600	NA	NA	NA	NA
12000	4	2543	288000	NA	NA	NA	NA
16000	4	3391	384000	40000	160000	NA	NA
22050	4	4673	529200	40000	213330	NA	NA
24000	4	5086	576000	40000	213330	NA	NA
32000	4	6782	768000	40000	213330	NA	NA
44100	4	9345	1058304	40000	213330	NA	NA
48000	4	10172	1152000	40000	213330	NA	NA
64000	4	13563	1536000	80000	533330	NA	NA
88200	4	18691	2116800	80000	533330	NA	NA
96000	4	20344	2304000	80000	533330	NA	NA

8000	5	2008	240000	NA	NA	NA	NA
11025	5	2768	330750	NA	NA	NA	NA
12000	5	3012	360000	NA	NA	NA	NA
16000	5	4016	480000	43244	184612	NA	NA
22050	5	5535	661500	43244	246152	NA	NA
24000	5	6024	720000	43244	246152	NA	NA
32000	5	8032	960000	43244	246152	NA	NA
44100	5	11068	1322880	43244	246152	NA	NA
48000	5	12047	1440000	46140	246152	NA	NA
64000	5	16063	1920000	92296	615384	NA	NA
88200	5	22137	2646000	92296	615384	NA	NA
96000	5	24094	2880000	92296	615384	NA	NA

8000	5.1	2321	240000	NA	NA	NA	NA
11025	5.1	3198	330750	NA	NA	NA	NA
12000	5.1	3481	360000	NA	NA	NA	NA
16000	5.1	4641	480000	45715	199990	NA	NA
22050	5.1	6396	661500	45715	266658	NA	NA
24000	5.1	6961	720000	45715	266658	NA	NA
32000	5.1	9282	960000	45715	266658	NA	NA
44100	5.1	12790	1322880	45715	266658	NA	NA
48000	5.1	13922	1440000	49982	266658	NA	NA
64000	5.1	18563	1920000	99982	666658	NA	NA
88200	5.1	25582	2646000	99982	666658	NA	NA
96000	5.1	27844	2880000	99982	666658	NA	NA

2.12 Recommended Sampling Rate and Bitrate Combinations

The following table provides an overview of recommended encoder configuration parameters which we determined by virtue of numerous listening tests.

2.12.1 AAC-LC, HE-AAC, HE-AACv2.

Audio Object Type	Bit Rate Range [bit/s]	Supported Sampling Rates [kHz]	Preferred Sampl. Rate [kHz]	No. of Chan.

AAC LC + SBR + PS	8000 - 11999		22.05, 24.00		24.00		2
AAC LC + SBR + PS	12000 - 17999				32.00		2
AAC LC + SBR + PS	18000 - 39999		32.00, 44.10, 48.00		44.10		2
AAC LC + SBR + PS	40000 - 56000		32.00, 44.10, 48.00		48.00		2

AAC LC + SBR	8000 - 11999		22.05, 24.00		24.00		1
AAC LC + SBR	12000 - 17999				32.00		1
AAC LC + SBR	18000 - 39999		32.00, 44.10, 48.00		44.10		1
AAC LC + SBR	40000 - 56000		32.00, 44.10, 48.00		48.00		1
AAC LC + SBR	16000 - 27999		32.00, 44.10, 48.00		32.00		2
AAC LC + SBR	28000 - 63999		32.00, 44.10, 48.00		44.10		2
AAC LC + SBR	64000 - 128000		32.00, 44.10, 48.00		48.00		2

AAC LC + SBR	64000 - 69999		32.00, 44.10, 48.00		32.00		5, 5.1
AAC LC + SBR	70000 - 159999		32.00, 44.10, 48.00		44.10		5, 5.1
AAC LC + SBR	160000 - 319999		32.00, 44.10, 48.00		48.00		5, 5.1
AAC LC + SBR	320000 - 640000		64.00, 88.20, 96.00		96.00		5, 5.1

AAC LC	8000 - 15999		11.025, 12.00, 16.00		12.00		1
AAC LC	16000 - 23999				16.00		1
AAC LC	24000 - 31999		16.00, 22.05, 24.00		24.00		1
AAC LC	32000 - 55999				32.00		1
AAC LC	56000 - 160000		32.00, 44.10, 48.00		44.10		1
AAC LC	160001 - 288000				48.00		1

AAC LC	16000 - 23999		11.025, 12.00, 16.00		12.00		2
AAC LC	24000 - 31999				16.00		2
AAC LC	32000 - 39999		16.00, 22.05, 24.00		22.05		2
AAC LC	40000 - 95999				32.00		2
AAC LC	96000 - 111999		32.00, 44.10, 48.00		32.00		2
AAC LC	112000 - 320001		32.00, 44.10, 48.00		44.10		2
AAC LC	320002 - 576000				48.00		2

AAC LC	160000 - 239999				32.00		5, 5.1
AAC LC	240000 - 279999		32.00, 44.10, 48.00		32.00		5, 5.1
AAC LC	280000 - 800000		32.00, 44.10, 48.00		44.10		5, 5.1

2.12.2 AAC-LD, AAC-ELD, AAC-ELD with SBR.

Audio Object Type	Bit Rate Range [bit/s]	Supported Sampling Rates [kHz]	Preferred Sampl. Rate [kHz]	No. of Chan.
ELD + SBR	16000 - 24999	32.00 - 44.10	32.00	1
ELD + SBR	25000 - 31999	32.00 - 48.00	32.00	1
ELD + SBR	32000 - 64000	32.00 - 48.00	48.00	1

ELD + SBR	32000 - 51999	32.00 - 48.00	44.10	2
ELD + SBR	52000 - 128000	32.00 - 48.00	48.00	2

ELD + SBR	72000 - 192000	44.10 - 48.00	48.00	3

ELD + SBR	96000 - 256000	44.10 - 48.00	48.00	4

ELD + SBR	120000 - 320000	44.10 - 48.00	48.00	5

LD, ELD	16000 - 19999	16.00 - 24.00	16.00	1
LD, ELD	20000 - 39999	16.00 - 32.00	24.00	1
LD, ELD	40000 - 49999	22.05 - 32.00	32.00	1
LD, ELD	50000 - 61999	24.00 - 44.10	32.00	1
LD, ELD	62000 - 84999	32.00 - 48.00	44.10	1
LD, ELD	85000 - 192000	44.10 - 48.00	48.00	1

LD, ELD	64000 - 75999	24.00 - 32.00	32.00	2
LD, ELD	76000 - 97999	24.00 - 44.10	32.00	2
LD, ELD	98000 - 135999	32.00 - 48.00	44.10	2
LD, ELD	136000 - 384000	44.10 - 48.00	48.00	2
-----+				
LD, ELD	96000 - 113999	24.00 - 32.00	32.00	3
LD, ELD	114000 - 146999	24.00 - 44.10	32.00	3
LD, ELD	147000 - 203999	32.00 - 48.00	44.10	3
LD, ELD	204000 - 576000	44.10 - 48.00	48.00	3
-----+				
LD, ELD	128000 - 151999	24.00 - 32.00	32.00	4
LD, ELD	152000 - 195999	24.00 - 44.10	32.00	4
LD, ELD	196000 - 271999	32.00 - 48.00	44.10	4
LD, ELD	272000 - 768000	44.10 - 48.00	48.00	4
-----+				
LD, ELD	160000 - 189999	24.00 - 32.00	32.00	5
LD, ELD	190000 - 244999	24.00 - 44.10	32.00	5
LD, ELD	245000 - 339999	32.00 - 48.00	44.10	5
LD, ELD	340000 - 960000	44.10 - 48.00	48.00	5

Chapter 3

Encoder Behaviour

3.1 Bandwidth

The FDK AAC encoder usually does not use the full frequency range of the input signal, but restricts the bandwidth according to certain library-internal settings. They can be changed in the table "band-WidthTable" in the file bandwidth.cpp (if available), or via command-line argument "-w" (see chapter [Command-line Usage](#)).

However it is not recommended to change these settings, because they are based on numerous listening tests and careful tweaks to ensure the best overall encoding quality.

Theoretically a signal of for example 48 kHz can contain frequencies up to 24 kHz, but to use this full range in an audio encoder usually does not make sense. Usually the encoder has a very limited amount of bits to spend (typically 128 kbit/s for stereo 48 kHz content) and to allow full range bandwidth would waste a lot of these bits for frequencies the human ear is hardly able to perceive anyway, if at all. Hence it is wise to use the available bits for the really important frequency range and just skip the rest. At lower bitrates (e. g. ≤ 80 kbit/s for stereo 48 kHz content) the encoder will choose an even smaller bandwidth, because an encoded signal with smaller bandwidth and hence less artifacts sounds better than a signal with higher bandwidth but then more coding artefacts across all frequencies. These artefacts would occur if small bitrates and high bandwidths are chosen because the available bits are just not enough to encode all frequencies well.

Unfortunately some people evaluate encoding quality based on possible bandwidth as well, but it is a two-sided sword considering the trade-off described above.

Another aspect is workload consumption. The higher the allowed bandwidth, the more frequency lines have to be processed, which in turn increases the workload.

3.2 Frame Sizes & Bit Reservoir

For AAC there is a difference between constant bit rate and constant frame length due to the so-called bit reservoir technique, which allows the encoder to use less bits in an AAC frame for those audio signal sections which are easy to encode, and then spend them at a later point in time for more complex audio sections. The extent to which this "bit exchange" is done is limited to allow for reliable and relatively low delay real time streaming. Over a longer period in time the bitrate will be constant in the AAC constant bitrate mode, e.g. for ISDN transmission. This means that in AAC each bitstream frame will in general have a different length in bytes but over time it will reach the target bitrate. One could also make an MPEG compliant AAC encoder which always produces constant length packages for each AAC frame, but the

audio quality would be considerably worse since the bit reservoir technique would have to be switched off completely. A higher bit rate would have to be used to get the same audio quality as with an enabled bit reservoir.

The maximum AAC frame length, regardless of the available bit reservoir, is defined as 6144 bits per channel.

For mp3 by the way, the same bit reservoir technique exists, but there each bit stream frame has a constant length for a given bit rate (ignoring the padding byte). In mp3 there is a so-called "back pointer" which tells the decoder which bits belong to the current mp3 frame - and in general some or many bits have been transmitted in an earlier mp3 frame. Basically this leads to the same "bit exchange between mp3 frames" as in AAC but with virtually constant length frames.

This variable frame length at "constant bit rate" is not something special in this Fraunhofer IIS AAC encoder. AAC has been designed in that way.

3.2.1 Estimating Average Frame Sizes

A HE-AAC v1 or v2 audio frame contains 2048 PCM samples per channel (there is also one mode with 1920 samples per channel but this is only for special purposes such as DAB+ digital radio).

The number of HE-AAC frames N_FRAMES per second at 44.1 kHz is:

$$N_FRAMES = 44100/2048 = 21.5332$$

At a bit rate of 8 kbps the average number of bits per frame $N_BITS_PER_FRAME$ is:

$$N_BITS_PER_FRAME = 8000/21.5332 = 371.52$$

which is about 46.44 bytes per encoded frame.

At a bit rate of 32 kbps, which is quite high for single channel HE-AAC v1, it is:

$$N_BITS_PER_FRAME = 32000/21.5332 = 1486$$

which is about 185.76 bytes per encoded frame.

These bits/frame figures are average figures where each AAC frame generally has a different size in bytes. To calculate the same for AAC-LC just use 1024 instead of 2048 PCM samples per frame and channel. For AAC-LD/ELD it is either 480 or 512 PCM samples per frame and channel.

3.3 Encoder Tools

The AAC encoder supports TNS, PNS, MS, Intensity and activates these tools depending on the audio signal and the encoder configuration (i.e. bitrate or AOT). It is not required to configure these tools manually.

PNS improves encoding quality only for certain bitrates. Therefore it makes sense to activate PNS only for these bitrates and save the processing power required for PNS (about 10 % of the encoder) when using other bitrates. This is done automatically inside the encoder library. PNS is disabled inside the encoder library if an MPEG-2 AOT is chosen since PNS is an MPEG-4 AAC feature.

If SBR is activated, the encoder automatically deactivates PNS internally. If TNS is disabled but PNS is allowed, the encoder deactivates PNS calculation internally.

Chapter 4

Command-line Usage

In [main.cpp](#) there are two implementations of [main\(\)](#) and depending on the define `ARCH_WA_NOCMDLINE` either one of those is activated or visible to the compiler respectively. Defining `ARCH_WA_NOCMDLINE` in [main.cpp](#) provides a workaround (WA) for those architectures where there is no command-line available. Also it provides the possibility to run several command-line calls automatically by specifying them in a text file.

So if you define `ARCH_WA_NOCMDLINE` then the entry point of the program becomes:

```
int main() {
    return IIS_ProcessCmdList( BATCH_FILE, &process_file);
}
```

`IIS_ProcessCmdList()` parses each line found in the file `BATCH_FILE` and then feeds it to `process_file()`.

4.1 Arguments

The example encoder implementation accepts the following command-line arguments. Some of the options listed here might not be available depending on encoder library configuration. For more information on how to configure the encoder see [AACENC_PARAM](#).

```
%s [options] -if infile -of outfile
```

4.1.1 Mandatory Arguments

```
-if [infile]
    Accepted format is RIFF/WAVE. The number of channels and WAV bitdepth depends on
    encoder configuration. The following audio input sampling frequencies are supported
    by the encoder: 8 kHz, 11.025 kHz, 12 kHz, 16 kHz, 22.05 kHz, 24 kHz, 32 kHz,
    44.1 kHz, 48 kHz, 64 kHz, 88.2 kHz, 96 kHz. The number of supported audio channels
    can differ and depends on the provided encoder configuration.

-of [outfile]
    Output bitstream file
```

4.1.2 Optional Arguments

```
-a [Audio Object Type]
```

2: MPEG-4 AAC Low Complexity (AAC-LC)
 5: MPEG-4 AAC High Efficiency AAC (HE-AAC) using Spectral Band Replication (SBR)
 29: MPEG-4 AAC High Efficiency AAC Version 2 (HE-AAC v2) using SBR and Parametric Stereo (PS)

For MPEG-4 LD/ELD bitstreams use following AOTs.

23: MPEG-4 AAC Low-Delay.
 39: MPEG-4 AAC Enhanced Low-Delay.

For MPEG-2 backwards-compatible bitstreams use virtual AOTs

129: MPEG-2 AAC LC
 132: MPEG-2 AAC + SBR
 156: MPEG-2 AAC + SBR + PS

- b** [bitrate]
 Encoding bitrate in bits per second. The default value depends on the Audio Object Type (128000 for AAC-LC, 56000 for HE-AAC and HE-AAC v2).
- m** [bitrate mode]
 0: Constant bitrate (CBR, default); reduced bitreservoir at LD/ELD configuration
 8: LD/ELD constant bitrate with full bitreservoir
- Z** [lowdelay SBR]
 0: no ELD-SBR
 1: ELD-SBR enabled
- t** [bitstream format]
 1: ADIF
 2: ADTS
 6: LATM MCP=1
 7: LATM MCP=0
 8: LATM MCP=1 within RAW PACKETS
 9: LATM MCP=0 within RAW PACKETS
 10: LOAS/LATM (LATM within LOAS)
- w** [bandwidth]
 0: Determine best bandwidth internally (default)
 1 to fs/2: Frequency bandwidth in Hertz (AAC-LC only)
 See chapter \ref BEHAVIOUR_BANDWIDTH for details.
- q** [afterburner]
 0: Off (default)
 1: On
- f** [framelength]
 Encoder core frame length.
 1024: Default configuration.
 960: Optional length, e.g. used in DAB+ or DRM30/DRM+.
 512: Optional length in LD/ELD configuration.
 480: Default LD/ELD configuration.
- z** [ancillary datarate]
 Bitrate in bits per second.
- c** [ADTS CRC check]
 0: Off
 1: On
- i** [SBR signaling]
 0: Implicit backward compatible signaling. (default)
 1: Explicit SBR and implicit PS signaling.
 2: Explicit hierarchical signaling.
- hp** [header period]
 Configure header frame period.
- n** [subframes]
-

Number of sub frames in a transport frame (default = 1).
1-2: LOAS/LATM
1-4: ADTS

-sf [frame number]
Start decoding at specific frame number.

-lf [frame number]
Stop decoding at specific frame number.

-v
Verbose output

-anc [ancillary_filename]
Ancillary data filename.

Following optional parameters are available if Metadata support is enabled within the encoder library.

-M [Metadata transport]
0: Embed no Metadata (default)
Embed MPEG-DRC
1: Generate DRC using Profile: None
2: Generate DRC using Profile: FilmStandard
3: Generate DRC using Profile: FilmLight
4: Generate DRC using Profile: MusicStandard
5: Generate DRC using Profile: MusicLight
6: Generate DRC using Profile: Speech
Embed MPEG-DRC + ETSI AncData
8: Generate DRC using Profile: None
9: Generate DRC using Profile: FilmStandard
10: Generate DRC using Profile: FilmLight
11: Generate DRC using Profile: MusicStandard
12: Generate DRC using Profile: MusicLight
13: Generate DRC using Profile: Speech

-D [Dialog level]
Dialog level in dB (-31...-1 dB)
Valid configuration: 1, 2, ..., 31

-X [Center downmix level] (ETSI) as table index.
0: 0.0 dB
1: -1.5 dB
2: -3.0 dB
3: -4.5 dB
4: -6.0 dB
5: -7.5 dB
6: -9.0 dB
7: -Inf dB

-Y [Surround downmix level] (ETSI)-> 0...7, see center downmix level.

Chapter 5

Class Index

5.1 Class List

Here are the classes, structs, unions and interfaces with brief descriptions:

AACENC_BufDesc	25
AACENC_InArgs	26
AACENC_InfoStruct	27
AACENC_MetaData	28
AACENC_OutArgs	30

Chapter 6

File Index

6.1 File List

Here is a list of all files with brief descriptions:

aacenc_lib.h (FDK AAC Encoder library interface header file)	31
main.cpp	42

Chapter 7

Class Documentation

7.1 AACENC_BufDesc Struct Reference

```
#include <aacenc_lib.h>
```

Public Attributes

- INT [numBufs](#)
- void ** [bufs](#)
- INT * [bufferIdentifiers](#)
- INT * [bufSizes](#)
- INT * [bufElSizes](#)

7.1.1 Detailed Description

Describes the input and output buffers for an [aacEncEncode\(\)](#) call.

7.1.2 Member Data Documentation

7.1.2.1 INT* AACENC_BufDesc::bufElSizes

Size of each buffer element in bytes.

Referenced by [main\(\)](#).

7.1.2.2 INT* AACENC_BufDesc::bufferIdentifiers

Identifier of each buffer element. See [AACENC_BufferIdentifier](#).

Referenced by [main\(\)](#).

7.1.2.3 void** AACENC_BufDesc::bufs

Pointer to vector containing buffer addresses.

Referenced by `main()`.

7.1.2.4 `INT* AACENC_BufDesc::bufSizes`

Size of each buffer in 8-bit bytes.

Referenced by `main()`.

7.1.2.5 `INT AACENC_BufDesc::numBufs`

Number of buffers.

Referenced by `main()`.

The documentation for this struct was generated from the following file:

- [aacenc_lib.h](#)

7.2 AACENC_InArgs Struct Reference

```
#include <aacenc_lib.h>
```

Public Attributes

- `INT numInSamples`
- `INT numAncBytes`

7.2.1 Detailed Description

Defines the input arguments for an `aacEncEncode()` call.

7.2.2 Member Data Documentation

7.2.2.1 `INT AACENC_InArgs::numAncBytes`

Number of ancillary data bytes to be encoded.

Referenced by `main()`.

7.2.2.2 `INT AACENC_InArgs::numInSamples`

Number of valid input audio samples (multiple of input channels).

Referenced by `main()`.

The documentation for this struct was generated from the following file:

- [aacenc_lib.h](#)
-

7.3 AACENC_InfoStruct Struct Reference

```
#include <aacenc_lib.h>
```

Public Attributes

- UINT [maxOutBufBytes](#)
- UINT [maxAncBytes](#)
- UINT [inBufFillLevel](#)
- UINT [inputChannels](#)
- UINT [frameLength](#)
- UINT [encoderDelay](#)
- UCHAR [confBuf](#) [64]
- UINT [confSize](#)

7.3.1 Detailed Description

Provides some info about the encoder configuration.

7.3.2 Member Data Documentation

7.3.2.1 UCHAR AACENC_InfoStruct::confBuf[64]

Configuration buffer in binary format as an AudioSpecificConfig or StreamMuxConfig according to the selected transport type.

Referenced by `main()`.

7.3.2.2 UINT AACENC_InfoStruct::confSize

Number of valid bytes in `confBuf`.

Referenced by `main()`.

7.3.2.3 UINT AACENC_InfoStruct::encoderDelay

Codec delay in PCM samples/channel. Depends on `frameLength` and AOT. Does not include framing delay for filling up encoder PCM input buffer.

7.3.2.4 UINT AACENC_InfoStruct::frameLength

Amount of input audio samples consumed each frame per channel, depending on audio object type configuration.

Referenced by `main()`.

7.3.2.5 UINT AACENC_InfoStruct::inBufFillLevel

Internal input buffer fill level in samples per channel. This parameter will automatically be cleared if `samplingrate` or `channel(Mode/Order)` changes.

7.3.2.6 `UINT AACENC_InfoStruct::inputChannels`

Number of input channels expected in encoding process.

Referenced by `main()`.

7.3.2.7 `UINT AACENC_InfoStruct::maxAncBytes`

Maximum number of ancillary data bytes which can be inserted into bitstream within one frame.

7.3.2.8 `UINT AACENC_InfoStruct::maxOutBufBytes`

Maximum number of encoder bitstream bytes within one frame. Size depends on maximum number of supported channels in encoder instance. For superframing (as used for example in DAB+), size has to be a multiple accordingly.

The documentation for this struct was generated from the following file:

- [aacenc_lib.h](#)

7.4 AACENC_MetaData Struct Reference

```
#include <aacenc_lib.h>
```

Public Attributes

- [AACENC_METADATA_DRC_PROFILE drc_profile](#)
- [AACENC_METADATA_DRC_PROFILE comp_profile](#)
- [INT drc_TargetRefLevel](#)
- [INT comp_TargetRefLevel](#)
- [INT prog_ref_level_present](#)
- [INT prog_ref_level](#)
- [UCHAR PCE_mixdown_idx_present](#)
- [UCHAR ETSI_DmxLvl_present](#)
- [SCHAR centerMixLevel](#)
- [SCHAR surroundMixLevel](#)
- [UCHAR dolbySurroundMode](#)

7.4.1 Detailed Description

Meta Data setup structure.

7.4.2 Member Data Documentation

7.4.2.1 `SCHAR AACENC_MetaData::centerMixLevel`

Center downmix level (0...7, according to table)

7.4.2.2 AACENC_METADATA_DRC_PROFILE AACENC_MetaData::comp_profile

ETSI heavy compression profile. See [AACENC_METADATA_DRC_PROFILE](#).

7.4.2.3 INT AACENC_MetaData::comp_TargetRefLevel

Adjust limiter to avoid overload. Scaled with 16 bit. $x \cdot 2^{16}$.

7.4.2.4 UCHAR AACENC_MetaData::dolbySurroundMode

Indication for Dolby Surround Encoding Mode.

- 0: Dolby Surround mode not indicated
- 1: 2-ch audio part is not Dolby surround encoded
- 2: 2-ch audio part is Dolby surround encoded

7.4.2.5 AACENC_METADATA_DRC_PROFILE AACENC_MetaData::drc_profile

MPEG DRC compression profile. See [AACENC_METADATA_DRC_PROFILE](#).

7.4.2.6 INT AACENC_MetaData::drc_TargetRefLevel

Used to define expected level to: Scaled with 16 bit. $x \cdot 2^{16}$.

7.4.2.7 UCHAR AACENC_MetaData::ETSI_DmxLvl_present

Flag, if dmx-lvl should be written in ETSI-ancData

7.4.2.8 UCHAR AACENC_MetaData::PCE_mixdown_idx_present

Flag, if dmx-idx should be written in programme config element

7.4.2.9 INT AACENC_MetaData::prog_ref_level

Programme Reference Level = Dialogue Level: -31.75dB .. 0 dB ; stepsize: 0.25dB Scaled with 16 bit. $x \cdot 2^{16}$.

7.4.2.10 INT AACENC_MetaData::prog_ref_level_present

Flag, if prog_ref_level is present

7.4.2.11 SCHAR AACENC_MetaData::surroundMixLevel

Surround downmix level (0...7, according to table)

The documentation for this struct was generated from the following file:

- [aacenc_lib.h](#)

7.5 AACENC_OutArgs Struct Reference

```
#include <aacenc_lib.h>
```

Public Attributes

- INT [numOutBytes](#)
- INT [numInSamples](#)
- INT [numAncBytes](#)

7.5.1 Detailed Description

Defines the output arguments for an [aacEncEncode\(\)](#) call.

7.5.2 Member Data Documentation

7.5.2.1 INT AACENC_OutArgs::numAncBytes

Number of ancillary data bytes consumed by the encoder.

Referenced by [main\(\)](#).

7.5.2.2 INT AACENC_OutArgs::numInSamples

Number of input audio samples consumed by the encoder.

Referenced by [main\(\)](#).

7.5.2.3 INT AACENC_OutArgs::numOutBytes

Number of valid bitstream bytes generated during [aacEncEncode\(\)](#).

Referenced by [main\(\)](#).

The documentation for this struct was generated from the following file:

- [aacenc_lib.h](#)
-

Chapter 8

File Documentation

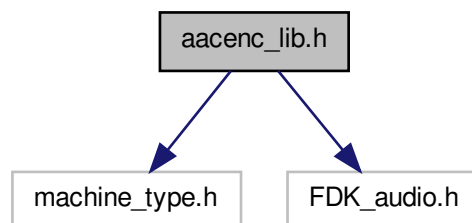
8.1 aacenc_lib.h File Reference

FDK AAC Encoder library interface header file.

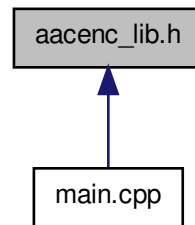
```
#include "machine_type.h"
```

```
#include "FDK_audio.h"
```

Include dependency graph for aacenc_lib.h:



This graph shows which files directly or indirectly include this file:



Classes

- struct [AACENC_InfoStruct](#)
- struct [AACENC_BufDesc](#)
- struct [AACENC_InArgs](#)
- struct [AACENC_OutArgs](#)
- struct [AACENC_MetaData](#)

Typedefs

- typedef struct AACENCODER * [HANDLE_AACENCODER](#)

Enumerations

- enum [AACENC_ERROR](#) {
 [AACENC_OK](#) = 0x0000,
 [AACENC_INVALID_HANDLE](#) = 0x0020,
 [AACENC_MEMORY_ERROR](#) = 0x0021,
 [AACENC_UNSUPPORTED_PARAMETER](#) = 0x0022,
 [AACENC_INVALID_CONFIG](#) = 0x0023,
 [AACENC_INIT_ERROR](#) = 0x0040,
 [AACENC_INIT_AAC_ERROR](#) = 0x0041,
 [AACENC_INIT_SBR_ERROR](#) = 0x0042,
 [AACENC_INIT_TP_ERROR](#) = 0x0043,
 [AACENC_INIT_META_ERROR](#) = 0x0044,
 [AACENC_ENCODE_ERROR](#) = 0x0060,
 [AACENC_ENCODE_EOF](#) = 0x0080 }
}
-

- enum AACENC_BufferIdentifier {
 IN_AUDIO_DATA = 0,
 IN_ANCILLRY_DATA = 1,
 IN_METADATA_SETUP = 2,
 OUT_BITSTREAM_DATA = 3,
 OUT_AU_SIZES = 4 }
- enum AACENC_METADATA_DRC_PROFILE {
 AACENC_METADATA_DRC_NONE = 0,
 AACENC_METADATA_DRC_FILMSTANDARD = 1,
 AACENC_METADATA_DRC_FILMLIGHT = 2,
 AACENC_METADATA_DRC_MUSICSTANDARD = 3,
 AACENC_METADATA_DRC_MUSICLIGHT = 4,
 AACENC_METADATA_DRC_SPEECH = 5 }
- enum AACENC_CTRLFLAGS {
 AACENC_INIT_NONE = 0x0000,
 AACENC_INIT_CONFIG = 0x0001,
 AACENC_INIT_STATES = 0x0002,
 AACENC_INIT_TRANSPORT = 0x1000,
 AACENC_RESET_INBUFFER = 0x2000,
 AACENC_INIT_ALL = 0xFFFF }
- enum AACENC_PARAM {
 AACENC_AOT = 0x0100,
 AACENC_BITRATE = 0x0101,
 AACENC_BITRATEMODE = 0x0102,
 AACENC_SAMPLERATE = 0x0103,
 AACENC_SBR_MODE = 0x0104,
 AACENC_GRANULE_LENGTH = 0x0105,
 AACENC_CHANNELMODE = 0x0106,
 AACENC_CHANNELORDER = 0x0107,
 AACENC_AFTERBURNER = 0x0200,
 AACENC_BANDWIDTH = 0x0203,
 AACENC_TRANSMUX = 0x0300,
 AACENC_HEADER_PERIOD = 0x0301,
 AACENC_SIGNALING_MODE = 0x0302,
 AACENC_TPSUBFRAMES = 0x0303,
 AACENC_PROTECTION = 0x0306,
 AACENC_ANCILLARY_BITRATE = 0x0500,
 AACENC_METADATA_MODE = 0x0600,
 AACENC_CONTROL_STATE = 0xFF00,
 AACENC_NONE = 0xFFFF }

AAC encoder setting parameters.

Functions

- [AACENC_ERROR aacEncOpen](#) ([HANDLE_AACENCODER](#) *phAacEncoder, const UINT encModules, const UINT maxChannels)
Open an instance of the encoder.
- [AACENC_ERROR aacEncClose](#) ([HANDLE_AACENCODER](#) *phAacEncoder)
Close the encoder instance.
- [AACENC_ERROR aacEncEncode](#) (const [HANDLE_AACENCODER](#) hAacEncoder, const [AACENC_BufDesc](#) *inBufDesc, const [AACENC_BufDesc](#) *outBufDesc, const [AACENC_InArgs](#) *inargs, [AACENC_OutArgs](#) *outargs)
Encode audio data.
- [AACENC_ERROR aacEncInfo](#) (const [HANDLE_AACENCODER](#) hAacEncoder, [AACENC_InfoStruct](#) *pInfo)
Acquire info about present encoder instance.
- [AACENC_ERROR aacEncoder_SetParam](#) (const [HANDLE_AACENCODER](#) hAacEncoder, const [AACENC_PARAM](#) param, const UINT value)
Set one single AAC encoder parameter.
- [UINT aacEncoder_GetParam](#) (const [HANDLE_AACENCODER](#) hAacEncoder, const [AACENC_PARAM](#) param)
Get one single AAC encoder parameter.
- [AACENC_ERROR aacEncGetLibInfo](#) ([LIB_INFO](#) *info)
Get information about encoder library build.

8.1.1 Detailed Description

FDK AAC Encoder library interface header file.

8.1.2 Typedef Documentation

8.1.2.1 typedef struct AACENCODER* HANDLE_AACENCODER

AAC encoder handle.

8.1.3 Enumeration Type Documentation

8.1.3.1 enum AACENC_BufferIdentifier

AAC encoder buffer descriptors identifier. This identifier are used within buffer descriptors [AACENC_BufDesc::bufferIdentifiers](#).

Enumerator:

[IN_AUDIO_DATA](#) Audio input buffer, interleaved INT_PCM samples.

IN Ancillary *DATA* Ancillary data to be embedded into bitstream.

IN Metadata *SETUP* Setup structure for embedding meta data.

OUT Bitstream *DATA* Buffer holds bitstream output data.

OUT AU *SIZES* Buffer contains sizes of each access unit. This information is necessary for super-framing.

8.1.3.2 enum AACENC_CTRLFLAGS

AAC encoder control flags.

In interaction with the [AACENC_CONTROL_STATE](#) parameter it is possible to get information about the internal initialization process. It is also possible to overwrite the internal state from extern when necessary.

Enumerator:

AACENC_INIT_NONE Do not trigger initialization.

AACENC_INIT_CONFIG Initialize all encoder modules configuration.

AACENC_INIT_STATES Reset all encoder modules history buffer.

AACENC_INIT_TRANSPORT Initialize transport lib with new parameters.

AACENC_RESET_INBUFFER Reset fill level of internal input buffer.

AACENC_INIT_ALL Initialize all.

8.1.3.3 enum AACENC_ERROR

AAC encoder error codes.

Enumerator:

AACENC_OK No error happened. All fine.

AACENC_INVALID_HANDLE Handle passed to function call was invalid.

AACENC_MEMORY_ERROR Memory allocation failed.

AACENC_UNSUPPORTED_PARAMETER Parameter not available.

AACENC_INVALID_CONFIG Configuration not provided.

AACENC_INIT_ERROR General initialization error.

AACENC_INIT_AAC_ERROR AAC library initialization error.

AACENC_INIT_SBR_ERROR SBR library initialization error.

AACENC_INIT_TP_ERROR Transport library initialization error.

AACENC_INIT_META_ERROR Meta data library initialization error.

AACENC_ENCODE_ERROR The encoding process was interrupted by an unexpected error.

AACENC_ENCODE_EOF End of file reached.

8.1.3.4 enum AACENC_METADATA_DRC_PROFILE

Meta Data Compression Profiles.

Enumerator:

AACENC_METADATA_DRC_NONE None.
AACENC_METADATA_DRC_FILMSTANDARD Film standard.
AACENC_METADATA_DRC_FILMLIGHT Film light.
AACENC_METADATA_DRC_MUSICSTANDARD Music standard.
AACENC_METADATA_DRC_MUSICLIGHT Music light.
AACENC_METADATA_DRC_SPEECH Speech.

8.1.3.5 enum AACENC_PARAM

AAC encoder setting parameters.

Use [aacEncoder_SetParam\(\)](#) function to configure, or use [aacEncoder_GetParam\(\)](#) function to read the internal status of the following parameters.

Enumerator:

AACENC_AOT Audio object type. See AUDIO_OBJECT_TYPE in FDK_audio.h.

- 2: MPEG-4 AAC Low Complexity.
- 5: MPEG-4 AAC Low Complexity with Spectral Band Replication (HE-AAC).
- 29: MPEG-4 AAC Low Complexity with Spectral Band Replication and Parametric Stereo (HE-AAC v2). This configuration can be used only with stereo input audio data.
- 23: MPEG-4 AAC Low-Delay.
- 39: MPEG-4 AAC Enhanced Low-Delay. Since there is no AUDIO_OBJECT_TYPE for ELD in combination with SBR defined, enable SBR explicitly by [AACENC_SBR_MODE](#) parameter.
- 129: MPEG-2 AAC Low Complexity.
- 132: MPEG-2 AAC Low Complexity with Spectral Band Replication (HE-AAC).
- 156: MPEG-2 AAC Low Complexity with Spectral Band Replication and Parametric Stereo (HE-AAC v2). This configuration can be used only with stereo input audio data.

AACENC_BITRATE Total encoder bitrate. This parameter is mandatory and interacts with [AACENC_BITRATEMODE](#).

- CBR: Bitrate in bits/second. See [Supported Bitrates](#) for details.

AACENC_BITRATEMODE Bitrate mode. Configuration can be different kind of bitrate configurations:

- 0: Constant bitrate, use bitrate according to [AACENC_BITRATE](#). (default) Within none LD/ELD AUDIO_OBJECT_TYPE, the CBR mode makes use of full allowed bitreservoir. In contrast, at Low-Delay AUDIO_OBJECT_TYPE the bitreservoir is kept very small.
- 8: LD/ELD full bitreservoir for packet based transmission.

AACENC_SAMPLERATE Audio input data sampling rate. Encoder supports following sampling rates: 8000, 11025, 12000, 16000, 22050, 24000, 32000, 44100, 48000, 64000, 88200, 96000

AACENC_SBR_MODE Configure SBR independently of the chosen Audio Object Type AUDIO_OBJECT_TYPE. This parameter is only available for ELD.

- 0: Disable Spectral Band Replication.
- 1: Enable Spectral Band Replication.

AACENC_GRANULE_LENGTH Core encoder (AAC) audio frame length in samples:

- 1024: Default configuration.
- 512: Optional length in LD/ELD configuration.
- 480: Default LD/ELD configuration.

AACENC_CHANNELMODE Set explicit channel mode. Channel mode must match with number of input channels.

- 1-6: MPEG channel modes supported, see CHANNEL_MODE in FDK_audio.h.

AACENC_CHANNELORDER Input audio data channel ordering scheme:

- 0: MPEG channel ordering (e. g. 5.1: C, L, R, SL, SR, LFE). (default)
- 1: WAVE file format channel ordering (e. g. 5.1: L, R, C, LFE, SL, SR).

AACENC_AFTERBURNER This parameter controls the use of the afterburner feature. The afterburner is a type of analysis by synthesis algorithm which increases the audio quality but also the required processing power. It is recommended to always activate this if additional memory consumption and processing power consumption is not a problem. If increased MHz and memory consumption are an issue then the MHz and memory cost of this optional module need to be evaluated against the improvement in audio quality on a case by case basis.

- 0: Disable afterburner (default).
- 1: Enable afterburner.

AACENC_BANDWIDTH Core encoder audio bandwidth:

- 0: Determine bandwidth internally (default, see chapter [Bandwidth](#)).
- 1 to fs/2: Frequency bandwidth in Hertz. (Experts only, better do not touch this value to avoid degraded audio quality)

AACENC_TRANSMUX Transport type to be used. See TRANSPORT_TYPE in FDK_audio.h. Following types can be configured in encoder library:

- 0: raw access units
- 1: ADIF bitstream format
- 2: ADTS bitstream format
- 6: Audio Mux Elements (LATM) with muxConfigPresent = 1
- 7: Audio Mux Elements (LATM) with muxConfigPresent = 0, out of band StreamMuxConfig
- 10: Audio Sync Stream (LOAS)

AACENC_HEADER_PERIOD Frame count period for sending in-band configuration buffers within LATM/LOAS transport layer. Additionally this parameter configures the PCE repetition period in raw_data_block(). See encPCE.

- 0xFF: auto-mode default 10 for TT_MP4_ADTS, TT_MP4_LOAS and TT_MP4_LATM_MCP1, otherwise 0.
- n: Frame count period.

AACENC_SIGNALING_MODE Signaling mode of the extension AOT:

- 0: Implicit backward compatible signaling. (default)
 - 1: Explicit SBR and implicit PS signaling.
 - 2: Explicit hierarchical signaling.
-

The use of backward-compatible implicit signaling is recommended if the user specifically aims at preserving compatibility with decoders only capable of decoding AAC-LC. Otherwise use non-backward-compatible explicit signaling. Bitstream formats ADTS and ADIF can only do implicit signaling.

AACENC_TPSUBFRAMES Number of sub frames in a transport frame for LOAS/LATM or ADTS (default 1).

- ADTS: Maximum number of sub frames restricted to 4.
- LOAS/LATM: Maximum number of sub frames restricted to 2.

AACENC_PROTECTION Configure protection in transport layer:

- 0: No protection. (default)
- 1: CRC active for ADTS bitstream format.

AACENC_ANCILLARY_BITRATE Constant ancillary data bitrate in bits/second.

- 0: Either no ancillary data or insert exact number of bytes, denoted via input parameter, numAncBytes in [AACENC_InArgs](#).
- else: Insert ancillary data with specified bitrate.

AACENC_METADATA_MODE Configure Meta Data. See [AACENC_MetaData](#) for further details:

- 0: Do not embed any metadata.
- 1: Embed MPEG defined metadata only.
- 2: Embed all metadata.

AACENC_CONTROL_STATE There is an automatic process which internally reconfigures the encoder instance when a configuration parameter changed or an error occurred. This parameter allows overwriting or getting the control status of this process. See [AACENC_CTRLFLAGS](#).

AACENC_NONE -----

8.1.4 Function Documentation

8.1.4.1 AACENC_ERROR aacEncClose (HANDLE_AACENCODER * *phAacEncoder*)

Close the encoder instance.

Deallocate encoder instance and free whole memory.

Parameters

phAacEncoder Pointer to the encoder handle to be deallocated.

Returns

- AACENC_OK, on success.
- AACENC_INVALID_HANDLE, on failure.

Referenced by main().

8.1.4.2 AACENC_ERROR aacEncEncode (const HANDLE_AACENCODER *hAacEncoder*, const AACENC_BufDesc * *inBufDesc*, const AACENC_BufDesc * *outBufDesc*, const AACENC_InArgs * *inargs*, AACENC_OutArgs * *outargs*)

Encode audio data.

This function is mainly for encoding audio data. In addition the function can be used for an encoder (re)configuration process.

- PCM input data will be retrieved from external input buffer until the fill level allows encoding a single frame. This functionality allows an external buffer with reduced size in comparison to the AAC or HE-AAC audio frame length.
- If the value of the input samples argument is zero, just internal reinitialization will be applied if it is requested.
- At the end of a file the flushing process can be triggered via setting the value of the input samples argument to -1. The encoder delay lines are fully flushed when the encoder returns no valid bitstream data [AACENC_OutArgs::numOutBytes](#). Furthermore the end of file is signaled by the return value AACENC_ENCODE_EOF.
- If an error occurred in the previous frame or any of the encoder parameters changed, an internal reinitialization process will be applied before encoding the incoming audio samples.
- The function can also be used for an independent reconfiguration process without encoding. The first parameter has to be a valid encoder handle and all other parameters can be set to NULL.
- If the size of the external bitbuffer in outBufDesc is not sufficient for writing the whole bitstream, an internal error will be the return value and a reconfiguration will be triggered.

Parameters

hAacEncoder A valid AAC encoder handle.

inBufDesc Input buffer descriptor, see [AACENC_BufDesc](#):

- At least one input buffer with audio data is expected.
- Optionally a second input buffer with ancillary data can be fed.

outBufDesc Output buffer descriptor, see [AACENC_BufDesc](#):

- Provide one output buffer for the encoded bitstream.

inargs Input arguments, see [AACENC_InArgs](#).

outargs Output arguments, [AACENC_OutArgs](#).

Returns

- AACENC_OK, on success.
- AACENC_INVALID_HANDLE, AACENC_ENCODE_ERROR, on failure in encoding process.
- AACENC_INVALID_CONFIG, AACENC_INIT_ERROR, AACENC_INIT_AAC_ERROR, AACENC_INIT_SBR_ERROR, AACENC_INIT_TP_ERROR, AACENC_INIT_META_ERROR, on failure in encoder initialization.
- AACENC_ENCODE_EOF, when flushing fully concluded.

Referenced by `main()`.

8.1.4.3 AACENC_ERROR aacEncGetLibInfo (LIB_INFO * info)

Get information about encoder library build.

Fill a given LIB_INFO structure with library version information.

Parameters

info Pointer to an allocated LIB_INFO struct.

Returns

- AACENC_OK, on success.
- AACENC_INVALID_HANDLE, AACENC_INIT_ERROR, on failure.

Referenced by main().

8.1.4.4 AACENC_ERROR aacEncInfo (const HANDLE_AACENCODER *hAacEncoder*, AACENC_InfoStruct * *pInfo*)

Acquire info about present encoder instance.

This function retrieves information of the encoder configuration. In addition to informative internal states, a configuration data block of the current encoder settings will be returned. The format is either Audio Specific Config in case of Raw Packets transport format or StreamMuxConfig in case of LOAS/LATM transport format. The configuration data block is binary coded as specified in ISO/IEC 14496-3 (MPEG-4 audio), to be used directly for MPEG-4 File Format or RFC3016 or RFC3640 applications.

Parameters

- hAacEncoder* A valid AAC encoder handle.
- pInfo* Pointer to [AACENC_InfoStruct](#). Filled on return.

Returns

- AACENC_OK, on succes.
- AACENC_INIT_ERROR, on failure.

Referenced by main().

8.1.4.5 UINT aacEncoder_GetParam (const HANDLE_AACENCODER *hAacEncoder*, const AACENC_PARAM *param*)

Get one single AAC encoder parameter.

This function is the complement to [aacEncoder_SetParam\(\)](#). After encoder reinitialization with user defined settings, the internal status can be obtained of each parameter, specified with [AACENC_PARAM](#).

Parameters

- hAacEncoder* A valid AAC encoder handle.
- param* Parameter to be returned. See [AACENC_PARAM](#).

Returns

Internal configuration value of specified parameter [AACENC_PARAM](#).

Referenced by main().

8.1.4.6 AACENC_ERROR aacEncoder_SetParam (const HANDLE_AACENCODER *hAacEncoder*, const AACENC_PARAM *param*, const UINT *value*)

Set one single AAC encoder parameter.

This function allows configuration of all encoder parameters specified in [AACENC_PARAM](#). Each parameter must be set with a separate function call. An internal validation of the configuration value range will be done and an internal reconfiguration will be signaled. The actual configuration adoption is part of the subsequent `aacEncEncode()` call.

Parameters

- hAacEncoder* A valid AAC encoder handle.
- param* Parameter to be set. See [AACENC_PARAM](#).
- value* Parameter value. See parameter description in [AACENC_PARAM](#).

Returns

- AACENC_OK, on success.
- AACENC_INVALID_HANDLE, AACENC_UNSUPPORTED_PARAMETER, AACENC_INVALID_CONFIG, on failure.

Referenced by `main()`.

8.1.4.7 AACENC_ERROR aacEncOpen (HANDLE_AACENCODER * phAacEncoder, const UINT encModules, const UINT maxChannels)

Open an instance of the encoder.

Allocate memory for an encoder instance with a functional range denoted by the function parameters. Preinitialize encoder instance with default configuration.

Parameters

- phAacEncoder* A pointer to an encoder handle. Initialized on return.
- encModules* Specify encoder modules to be supported in this encoder instance:
 - 0x0: Allocate memory for all available encoder modules.
 - else: Select memory allocation regarding encoder modules. Following flags are possible and can be combined.
 - 0x01: AAC module.
 - 0x02: SBR module.
 - 0x04: PS module.
 - 0x10: Metadata module.
 - example: (0x01|0x02|0x04|0x10) allocates all modules and is equivalent to default configuration denoted by 0x0.
- maxChannels* Number of channels to be allocated. This parameter can be used in different ways:
 - 0: Allocate maximum number of AAC and SBR channels as supported by the library.
 - nChannels: Use same maximum number of channels for allocating memory in AAC and SBR module.
 - nChannels | (nSbrCh<<8): Number of SBR channels can be different to AAC channels to save data memory.

Returns

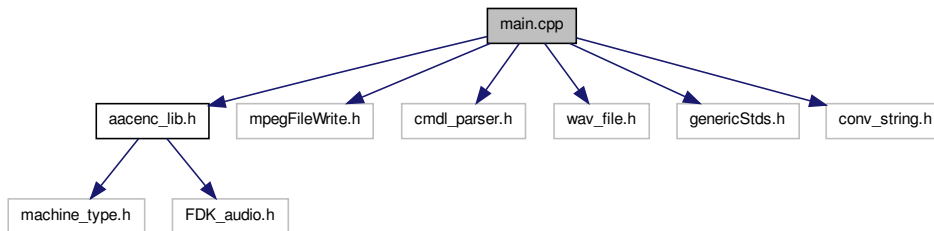
- AACENC_OK, on success.
- AACENC_INVALID_HANDLE, AACENC_MEMORY_ERROR, AACENC_INVALID_CONFIG, on failure.

Referenced by `main()`.

8.2 main.cpp File Reference

```
#include "aacenc_lib.h"
#include "mpegFileWrite.h"
#include "cmdl_parser.h"
#include "wav_file.h"
#include "genericStds.h"
#include "conv_string.h"
```

Include dependency graph for main.cpp:



Functions

- `int main (int ac, char *av[])`

8.2.1 Detailed Description

An example of how to use the FDK AAC Encoder API. See chapter [Calling Sequence](#) for details.

8.2.2 Function Documentation

8.2.2.1 `int main (int ac, char * av[])`

References AACENC_AFTERBURNER, AACENC_ANCILLARY_BITRATE, AACENC_AOT, AACENC_BANDWIDTH, AACENC_BITRATE, AACENC_BITRATEMODE, AACENC_CHANNELMODE, AACENC_CHANNELORDER, AACENC_ENCODE_EOF, AACENC_ENCODE_ERROR, AACENC_GRANULE_LENGTH, AACENC_HEADER_PERIOD, AACENC_OK, AACENC_PROTECTION, AACENC_SAMPLERATE, AACENC_SBR_MODE, AACENC_SIGNALING_MODE, AACENC_TPSUBFRAMES, AACENC_TRANSMUX, aacEncClose(), aacEncEncode(), aacEncGetLibInfo(), aacEncInfo(), aacEncoder_GetParam(), aacEncoder_SetParam(), aacEncOpen(), AACENC_BufDesc::bufEISizes, AACENC_BufDesc::bufferIdentifiers, AACENC_BufDesc::bufs, AACENC_BufDesc::bufSizes, AACENC_InfoStruct::confBuf, AACENC_InfoStruct::confSize, AACENC_InfoStruct::frameLength, AACENC_InfoStruct::inputChannels, AACENC_OutArgs::numAncBytes, AACENC_InArgs::numAncBytes, AACENC_BufDesc::numBufs, AACENC_OutArgs::numInSamples, AACENC_InArgs::numInSamples, and AACENC_OutArgs::numOutBytes.

Index

- AACENC_AFTERBURNER
 - [aacenc_lib.h, 37](#)
- AACENC_ANCILLARY_BITRATE
 - [aacenc_lib.h, 38](#)
- AACENC_AOT
 - [aacenc_lib.h, 36](#)
- AACENC_BANDWIDTH
 - [aacenc_lib.h, 37](#)
- AACENC_BITRATE
 - [aacenc_lib.h, 36](#)
- AACENC_BITRATEMODE
 - [aacenc_lib.h, 36](#)
- AACENC_CHANNELMODE
 - [aacenc_lib.h, 37](#)
- AACENC_CHANNELORDER
 - [aacenc_lib.h, 37](#)
- AACENC_CONTROL_STATE
 - [aacenc_lib.h, 38](#)
- AACENC_ENCODE_EOF
 - [aacenc_lib.h, 35](#)
- AACENC_ENCODE_ERROR
 - [aacenc_lib.h, 35](#)
- AACENC_GRANULE_LENGTH
 - [aacenc_lib.h, 37](#)
- AACENC_HEADER_PERIOD
 - [aacenc_lib.h, 37](#)
- AACENC_INIT_AAC_ERROR
 - [aacenc_lib.h, 35](#)
- AACENC_INIT_ALL
 - [aacenc_lib.h, 35](#)
- AACENC_INIT_CONFIG
 - [aacenc_lib.h, 35](#)
- AACENC_INIT_ERROR
 - [aacenc_lib.h, 35](#)
- AACENC_INIT_META_ERROR
 - [aacenc_lib.h, 35](#)
- AACENC_INIT_NONE
 - [aacenc_lib.h, 35](#)
- AACENC_INIT_SBR_ERROR
 - [aacenc_lib.h, 35](#)
- AACENC_INIT_STATES
 - [aacenc_lib.h, 35](#)
- AACENC_INIT_TP_ERROR
 - [aacenc_lib.h, 35](#)
- AACENC_INIT_TRANSPORT
 - [aacenc_lib.h, 35](#)
- [aacenc_lib.h, 35](#)
- AACENC_INVALID_CONFIG
 - [aacenc_lib.h, 35](#)
- AACENC_INVALID_HANDLE
 - [aacenc_lib.h, 35](#)
- [aacenc_lib.h](#)
 - [AACENC_AFTERBURNER, 37](#)
 - [AACENC_ANCILLARY_BITRATE, 38](#)
 - [AACENC_AOT, 36](#)
 - [AACENC_BANDWIDTH, 37](#)
 - [AACENC_BITRATE, 36](#)
 - [AACENC_BITRATEMODE, 36](#)
 - [AACENC_CHANNELMODE, 37](#)
 - [AACENC_CHANNELORDER, 37](#)
 - [AACENC_CONTROL_STATE, 38](#)
 - [AACENC_ENCODE_EOF, 35](#)
 - [AACENC_ENCODE_ERROR, 35](#)
 - [AACENC_GRANULE_LENGTH, 37](#)
 - [AACENC_HEADER_PERIOD, 37](#)
 - [AACENC_INIT_AAC_ERROR, 35](#)
 - [AACENC_INIT_ALL, 35](#)
 - [AACENC_INIT_CONFIG, 35](#)
 - [AACENC_INIT_ERROR, 35](#)
 - [AACENC_INIT_META_ERROR, 35](#)
 - [AACENC_INIT_NONE, 35](#)
 - [AACENC_INIT_SBR_ERROR, 35](#)
 - [AACENC_INIT_STATES, 35](#)
 - [AACENC_INIT_TP_ERROR, 35](#)
 - [AACENC_INIT_TRANSPORT, 35](#)
 - [AACENC_INVALID_CONFIG, 35](#)
 - [AACENC_INVALID_HANDLE, 35](#)
 - [AACENC_MEMORY_ERROR, 35](#)
 - [AACENC_METADATA_DRC_FILMLIGHT, 36](#)
 - [AACENC_METADATA_DRC_-
FILMSTANDARD, 36](#)
 - [AACENC_METADATA_DRC_-
MUSICLIGHT, 36](#)
 - [AACENC_METADATA_DRC_-
MUSICSTANDARD, 36](#)
 - [AACENC_METADATA_DRC_NONE, 36](#)
 - [AACENC_METADATA_DRC_SPEECH, 36](#)
 - [AACENC_METADATA_MODE, 38](#)
 - [AACENC_NONE, 38](#)
 - [AACENC_OK, 35](#)

- AACENC_PROTECTION, 38
 - AACENC_RESET_INBUFFER, 35
 - AACENC_SAMPLERATE, 36
 - AACENC_SBR_MODE, 36
 - AACENC_SIGNALING_MODE, 37
 - AACENC_TPSUBFRAMES, 38
 - AACENC_TRANSMUX, 37
 - AACENC_UNSUPPORTED_PARAMETER, 35
 - IN_ANCILLRY_DATA, 34
 - IN_AUDIO_DATA, 34
 - IN_METADATA_SETUP, 35
 - OUT_AU_SIZES, 35
 - OUT_BITSTREAM_DATA, 35
 - AACENC_MEMORY_ERROR
 - aacenc_lib.h, 35
 - AACENC_METADATA_DRC_FILMLIGHT
 - aacenc_lib.h, 36
 - AACENC_METADATA_DRC_FILMSTANDARD
 - aacenc_lib.h, 36
 - AACENC_METADATA_DRC_MUSICLIGHT
 - aacenc_lib.h, 36
 - AACENC_METADATA_DRC_-MUSICSTANDARD
 - aacenc_lib.h, 36
 - AACENC_METADATA_DRC_NONE
 - aacenc_lib.h, 36
 - AACENC_METADATA_DRC_SPEECH
 - aacenc_lib.h, 36
 - AACENC_METADATA_MODE
 - aacenc_lib.h, 38
 - AACENC_NONE
 - aacenc_lib.h, 38
 - AACENC_OK
 - aacenc_lib.h, 35
 - AACENC_PROTECTION
 - aacenc_lib.h, 38
 - AACENC_RESET_INBUFFER
 - aacenc_lib.h, 35
 - AACENC_SAMPLERATE
 - aacenc_lib.h, 36
 - AACENC_SBR_MODE
 - aacenc_lib.h, 36
 - AACENC_SIGNALING_MODE
 - aacenc_lib.h, 37
 - AACENC_TPSUBFRAMES
 - aacenc_lib.h, 38
 - AACENC_TRANSMUX
 - aacenc_lib.h, 37
 - AACENC_UNSUPPORTED_PARAMETER
 - aacenc_lib.h, 35
 - AACENC_BufDesc, 25
 - bufElSizes, 25
 - bufferIdentifiers, 25
 - bufs, 25
 - bufSizes, 26
 - numBufs, 26
 - AACENC_BufferIdentifier
 - aacenc_lib.h, 34
 - AACENC_CTRLFLAGS
 - aacenc_lib.h, 35
 - AACENC_ERROR
 - aacenc_lib.h, 35
 - AACENC_InArgs, 26
 - numAncBytes, 26
 - numInSamples, 26
 - AACENC_InfoStruct, 27
 - confBuf, 27
 - confSize, 27
 - encoderDelay, 27
 - frameLength, 27
 - inBufFillLevel, 27
 - inputChannels, 27
 - maxAncBytes, 28
 - maxOutBufBytes, 28
 - aacenc_lib.h, 31
 - AACENC_BufferIdentifier, 34
 - AACENC_CTRLFLAGS, 35
 - AACENC_ERROR, 35
 - AACENC_METADATA_DRC_PROFILE, 35
 - AACENC_PARAM, 36
 - aacEncClose, 38
 - aacEncEncode, 38
 - aacEncGetLibInfo, 39
 - aacEncInfo, 40
 - aacEncoder_GetParam, 40
 - aacEncoder_SetParam, 40
 - aacEncOpen, 41
 - HANDLE_AACENCODER, 34
 - AACENC_MetaData, 28
 - centerMixLevel, 28
 - comp_profile, 28
 - comp_TargetRefLevel, 29
 - dolbySurroundMode, 29
 - drc_profile, 29
 - drc_TargetRefLevel, 29
 - ETSI_DmxLvl_present, 29
 - PCE_mixdown_idx_present, 29
 - prog_ref_level, 29
 - prog_ref_level_present, 29
 - surroundMixLevel, 29
 - AACENC_METADATA_DRC_PROFILE
 - aacenc_lib.h, 35
 - AACENC_OutArgs, 30
 - numAncBytes, 30
 - numInSamples, 30
 - numOutBytes, 30
 - AACENC_PARAM
-

- aacenc_lib.h, 36
 - aacEncClose
 - aacenc_lib.h, 38
 - aacEncEncode
 - aacenc_lib.h, 38
 - aacEncGetLibInfo
 - aacenc_lib.h, 39
 - aacEncInfo
 - aacenc_lib.h, 40
 - aacEncoder_GetParam
 - aacenc_lib.h, 40
 - aacEncoder_SetParam
 - aacenc_lib.h, 40
 - aacEncOpen
 - aacenc_lib.h, 41

 - bufElSizes
 - AACENC_BufDesc, 25
 - bufferIdentifiers
 - AACENC_BufDesc, 25
 - bufs
 - AACENC_BufDesc, 25
 - bufSizes
 - AACENC_BufDesc, 26

 - centerMixLevel
 - AACENC_MetaData, 28
 - comp_profile
 - AACENC_MetaData, 28
 - comp_TargetRefLevel
 - AACENC_MetaData, 29
 - confBuf
 - AACENC_InfoStruct, 27
 - confSize
 - AACENC_InfoStruct, 27

 - dolbySurroundMode
 - AACENC_MetaData, 29
 - drc_profile
 - AACENC_MetaData, 29
 - drc_TargetRefLevel
 - AACENC_MetaData, 29

 - encoderDelay
 - AACENC_InfoStruct, 27
 - ETSI_DmxLvl_present
 - AACENC_MetaData, 29

 - frameLength
 - AACENC_InfoStruct, 27

 - HANDLE_AACENCODER
 - aacenc_lib.h, 34

 - IN_ANCILLRY_DATA
 - aacenc_lib.h, 34
 - IN_AUDIO_DATA
 - aacenc_lib.h, 34
 - IN_METADATA_SETUP
 - aacenc_lib.h, 35
 - inBufFillLevel
 - AACENC_InfoStruct, 27
 - inputChannels
 - AACENC_InfoStruct, 27

 - main
 - main.cpp, 42
 - main.cpp, 42
 - main, 42
 - maxAncBytes
 - AACENC_InfoStruct, 28
 - maxOutBufBytes
 - AACENC_InfoStruct, 28

 - numAncBytes
 - AACENC_InArgs, 26
 - AACENC_OutArgs, 30
 - numBufs
 - AACENC_BufDesc, 26
 - numInSamples
 - AACENC_InArgs, 26
 - AACENC_OutArgs, 30
 - numOutBytes
 - AACENC_OutArgs, 30

 - OUT_AU_SIZES
 - aacenc_lib.h, 35
 - OUT_BITSTREAM_DATA
 - aacenc_lib.h, 35

 - PCE_mixdown_idx_present
 - AACENC_MetaData, 29
 - prog_ref_level
 - AACENC_MetaData, 29
 - prog_ref_level_present
 - AACENC_MetaData, 29

 - surroundMixLevel
 - AACENC_MetaData, 29
-